

# Ya Masa Junior Fund

Fund Factsheet | 31<sup>st</sup> December 2021



## Fund Objective

The fund aims to provide long-term capital growth by investing in a diversified range of assets. It has a moderately high-risk profile and a seven-year lock-in period which caters for investors with a long-term investment horizon who are comfortable with accepting some degree of risk and volatility for some degree of growth.

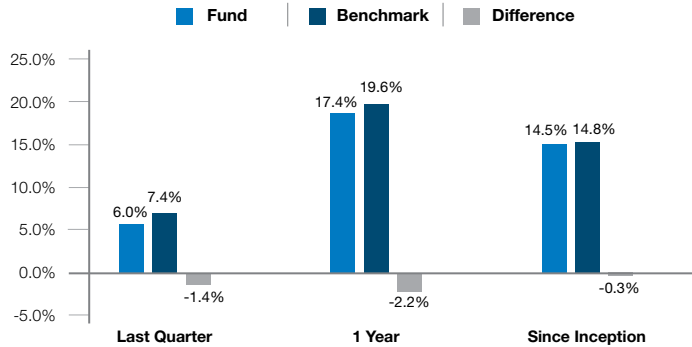
## Strategy

The Bifm Ya Masa Junior Fund is a multi-asset fund that invests in local and offshore equities, bonds, property, and money market instruments.

## Why Choose This Fund?

The fund is suitable for the investor with a moderately high-risk profile who wishes to hold investments over a long-term horizon and generate long-term capital growth. This fund is best suited for individuals who wish to save and invest for the long term in their individual capacity or on behalf of their children.

## Performance



## Performance Review

The Bifm Ya Masa Junior Fund returned 6.02% over the fourth quarter of 2021, however underperforming the benchmark return of 7.40% by 1.37%. Over the 12-month period, the Fund returned 17.37%, underperforming the benchmark return of 19.60% by 2.23%.

## Local Equities

The Local Equity allocation returned 3.36% over the fourth quarter of 2021, outperforming the benchmark return of 2.99% by 0.38%.

Eleven of the counters listed on the BSE main board continued to recover, recording share price gains. The financial services sector, once again, led the DCI's positive quarter. Letshego was the sector's (and DCI's) largest gainer, rallying by a further 18.64%. Considering our environment, we have strengthened our process over the last two years to better reflect other non-financial risks and opportunities, such as ESG considerations, which feed directly into our valuation process.

## Local Bonds

The Local Bond allocation outperformed the benchmark return of 1.88% by 0.59%, returning 2.47% over the quarter.

Inflationary pressures remained high over the quarter as the second-round effects of the administered price hikes effected earlier in the year started to trickle down. Additionally, December saw yet another round of fuel pump price hikes, necessitated due to the misalignment between domestic and international oil prices. We continue to exercise prudence in managing credit assets and recognize a heightened need to focus on quality and exposure to counterparties with strong balance sheets and cash positions.

## Offshore Equities

The Offshore Equity allocation recorded a strong performance of 9.22% over the quarter, however underperforming the benchmark return of 12.01% by 2.80%.

Led by a strong earnings season, the quarter started on a strong note, only to be deterred by the speed of the Federal Reserve's asset tapering plans, supply chain problems, and the emergence of the highly infectious Omicron variant. The lower threat of hospitalisations, however, supported markets to end the quarter on a positive note.

## Offshore Bonds

The Offshore Bond allocation returned 2.41% over the quarter, however underperforming the benchmark return of 3.24% by 0.83%.

The fourth quarter saw a continuation of the theme wherein sovereign bonds underperformed corporate bonds due to tightening of spreads and investment grade bonds underperforming high yield bonds. High yield bonds were among the few bond sectors to return positive figures throughout 2021.

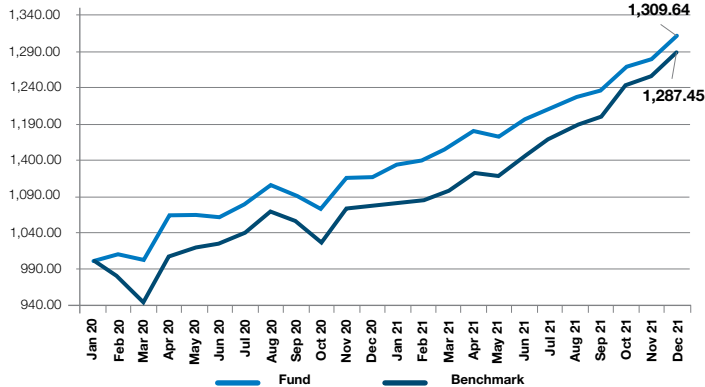
## Market Outlook

The beginning of the fourth quarter of 2021 saw a continuation of broad-based economic recovery from the effects of the Covid-19 pandemic. This was predominantly on the back of successful vaccine rollouts worldwide, with some countries and regions advancing to the 'booster' third doses. Outside of COVID-19, inflation remained front and centre for investors, as we saw another strong YoY CPI print in the US at 6.8%, which is the highest since 1982. The picture was similar in the Eurozone and the UK, which reported 4.9% and 5.1% respectively. In this context, December was unsurprisingly a busy month for central banks which became increasingly hawkish.

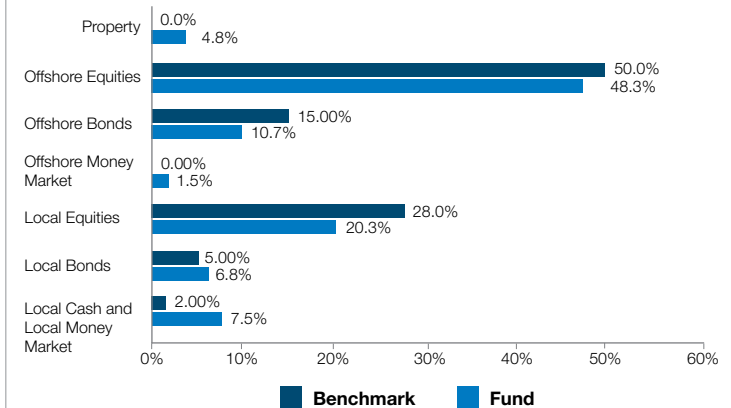
Local Real GDP release for the third quarter of 2021 showed that the local economy further recovered and grew by 8.4% year on year, compared to a decrease of 4.5% observed in the same quarter last year. The recovery was broad-based as a majority of the industries registered positive growth on the back of laxer Covid-19 restrictions and successful vaccine rollout locally. Overall, Non-Mining GDP saw positive growth of 3.2% in Q3 2021 (vs 1.4% decline in Q3 2020).

Total Expenditure Ratio (T.E.R.): 2.58%

## Cumulative Returns (BWP)



## Asset Allocation



## Quick Facts

### Fund Information

Portfolio Manager: Bifm Investments Team  
 Launch Date: Jan 2020  
 Minimum Investment: P200 debit order

Fund Size: BWP18,094,552.58

### Fees

Initial Fund Fee: 0%  
 Annual Management Fee: 2%  
 Fees are shown excluding VAT

### Risk Profile

Low	Low-Med	Med	Med-high	High
			●	

### Income Distribution

Income Distribution Frequency:  
 Semi-Annual Jun, Dec

### Contact Details

Trustees and Custodians  
 Stanbic Bank Botswana  
 Private Bag 00168  
 Gaborone

### Physical Address

Bifm Unit Trusts (Pty) Ltd  
 Plot 66458, Fairgrounds Office Park  
 Gaborone, Botswana

### Postal Address

Private Bag BR185, Broadhurst  
 Gaborone, Botswana

T: +(267) 395 1564  
 F: +(267) 390 0358  
 E: retailservices@bifm.co.bw

Beginning of the year is goal-setting time, involve your child in it. Spend some time setting financial goals together for the year ahead.