

Ya Masa Junior Fund

Fund Factsheet | 31st December 2025



Fund Objective

The fund aims to provide long-term capital growth by investing in a diversified range of assets. It has a moderately high-risk profile and a seven-year lock-in period which caters for investors with a long-term investment horizon who are comfortable with accepting some degree of risk and volatility for some degree of growth.

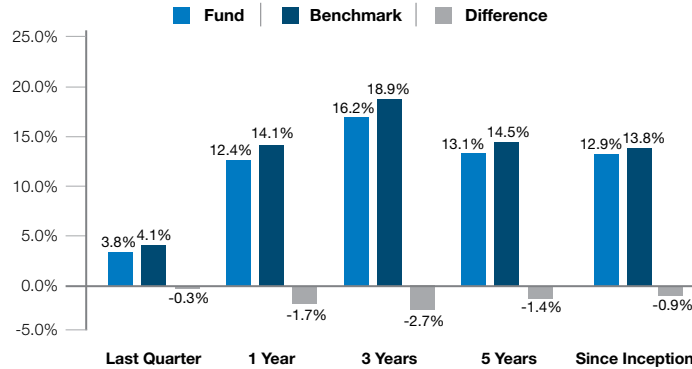
Strategy

The Bifm Ya Masa Junior Fund is a multi-asset fund that invests in local and offshore equities, bonds, property, and money market instruments.

Why Choose This Fund?

The fund is suitable for the investor with a moderately high-risk profile who wishes to hold investments over a long-term horizon and generate long-term capital growth. This fund is best suited for individuals who wish to save and invest for the long term in their individual capacity or on behalf of their children.

Performance



Performance Review

The Bifm Ya Masa Junior Fund returned 3.86% over the final quarter of 2025, underperforming the benchmark return of 4.19% by 0.33%. Over the quarter, stock selection decisions contributed positively to the fund's relative performance. Over the 12-month period, the Fund returned 12.46%, underperforming the benchmark by 1.71%.

Local Equities

The Local equity allocation returned 1.78% over the quarter, underperforming the benchmark Domestic Companies Total Return Index (DCTRI) return of 5.24% by 3.46%. The local equity market total return of 5.24% over the final quarter reflected a significant rebound from the 2.66% return over the third quarter. The consumer sector was the leading performer over the quarter, led by Choppies and Sefalana. The banking sector generated positive returns over the quarter on the back of gains from ABSA and FNB. Property sector returns were mixed during the quarter with positive returns from RDCP, PrimeTime and NAP. The financial services sector struggled over the period, mainly due to the decline of Letshego, while BIHL remained flat.

Local Bonds

The Local Bond allocation returned negative 3.38% over the quarter, outperforming the benchmark Fleming Aggregate Bond Index (FABI) return of negative 5.62% by 2.23%. The pressures seen on the local fixed-income market emanated from the oversupply of government bonds, which continued well into the fourth quarter of 2025. Yields rose across the curve, resulting in negative returns over the quarter, a noticeable change from the positive 1.82% in Q3 2025. The yield curve underwent a bear flattening, with yields on the front and belly rising while movement was muted at the tail.

Offshore Equities

The Offshore Equity allocation recorded a positive performance of 6.64% over the quarter outperforming the benchmark MSCI World equity index return of 5.22% by 1.42%. The fourth quarter delivered strong returns, supported by easing inflationary pressures and a shift towards more dovish monetary policy, as well as resilient economic activity. Artificial Intelligence (AI) remained a key driver of market returns, although the sector's leadership of the overall market became less concentrated as market breadth improved, with cyclical sectors and more interest-rate-sensitive areas participating in the market rally. Over the quarter, only the Real Estate sector delivered negative returns (-2.39%) while all other sectors delivered positive returns. The Healthcare sector led returns, posting returns of 10.60%.

Offshore Bonds

The Offshore Bond allocation returned 3.34%, outperforming the benchmark Bloomberg Aggregate Bond Index return of 2.28% by 1.06%. Markets endured uncertainty throughout the final quarter of the year, with varying regional dynamics resulting in divergence across the globe. Risk sentiment remained healthy, credit spreads remained tight,

and the MSCI World Index rose to 3.1%. In the U.S., investors grappled with a historic government shutdown, a moderating labor market, and stronger-than-expected growth fueled by tech investment. Against this backdrop, the Fed lowered rates 50 bps between its October and December meetings, with the latter marked by the most dissents since 2019. Meanwhile, the BOE issued a 25 bp cut and the ECB held rates steady. In Japan, the BOJ hiked rates 25 bps to its highest level since 1995.

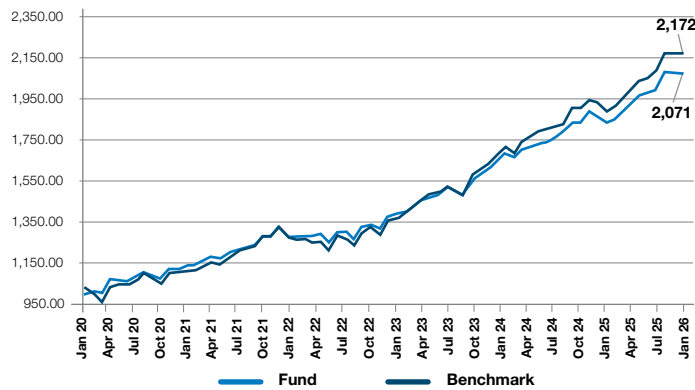
Market Outlook

The quarterly GDP release by Statistics Botswana showed a strong rebound in economic activity, with real GDP expanding by 8.2% in Q3 2025, compared with a contraction of 4.0% in the corresponding quarter of 2024. Non-mining real GDP grew by 1.6% in Q3 2025, slower than the 4.7% growth recorded in the same quarter of the previous year. Headline inflation increased modestly over the quarter, rising from 3.7% at the start of Q3 to 3.9% by quarter-end, remaining within the Bank of Botswana's 3 to 6% objective range. The local economic environment remains challenging, with the ongoing slowdown in the diamond sector weighing on growth prospects. We stay mindful that prolonged weakness in diamonds has second-round effects on broader economic activity, including household demand, fiscal dynamics, and corporate earnings across several sectors.

Heading into 2026, global growth expectations remain largely favorable across sectors and regions. For example, in developed markets, fiscal stimulus in Europe and the US, and ongoing disinflation in the UK, will provide support to the region. For Emerging Markets, the broader theme is to adopt a selective approach; areas such as China will continue to face headwinds, including overcapacity, elevated debt levels, and intense competition, which will exert deflationary pressures.

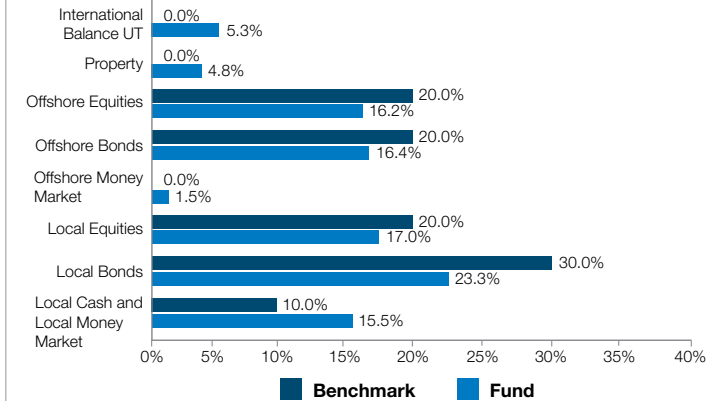
Total Expenditure Ratio (T.E.R.): 2.91%

Cumulative Returns (BWP)



Time is your friend.
Starting now means your
child benefits from the
power of compounding.

Asset Allocation



Quick Facts

Fund Information

Portfolio Manager: Bifm Investments Team
Launch Date: Jan 2020
Minimum Investment: P200 debit order

Fund Size: BWP61,468,531.14

Fees

Initial Fund Fee: 0%
Annual Management Fee: 2%
Fees are shown excluding VAT

Risk Profile

Low	Low-Med	Med	Med-high	High
			●	

Fund feature

7 year lock-in period

Income Distribution

Income Distribution Frequency:
Semi-Annual Jun, Dec

Contact Details

Trustees and Custodians
Stanbic Bank Botswana
Private Bag 00168
Gaborone

Physical Address

Bifm Unit Trusts (Pty) Ltd
Plot 66458, Fairgrounds Office Park
Gaborone, Botswana

Plot 396/7 Moffat Street, Central
Residential Area
Francistown, Botswana

Postal Address

Private Bag BR185, Broadhurst
Gaborone, Botswana

T: +(267) 399 2199 / +(267) 241 3041
F: +(267) 390 0358
E: retailservices@bifm.co.bw